

HIV Country Profile - Viet Nam

90-90-90 Goals

Viet Nam 2016 Progress



PLHIV
diagnosed



On ART
of diagnosed



Virally suppressed of
viral load tests

HIV cases have been reported nationwide in Viet Nam with an estimated 250 000 people living with HIV in 2016. The epidemic is concentrated in key populations. The highest prevalence was observed among people who inject drugs followed by men having sex with men and sex workers.

Impact 2016

National adult
HIV prevalence

0.4%

New
infections

11 000

AIDS
related deaths

7 970

Country Statistics 2016, Viet Nam

Population (million) ^(a)	92.7
GNI per capita, Atlas Method (current USD) ^(a)	2 050
Income level ^(b)	Lower-middle income
Birth rate, crude (per 1000 people) ^(c)	16
Death rate, crude (per 1000 people) ^(c)	7
Fertility rate, total (birth per woman) ^(c)	2.1
Estimated number of women aged 15 and up living with HIV ^(d)	78 000
Prevalence of tuberculosis (per 100 000) ^(e)	133
Births attended by skilled health staff (% of total) ^(f) (2014)	93.8

(a) Data; population [website]. Washington: World Bank; 2016

(<http://data.worldbank.org/indicator/SP.POP.TOTL>, accessed 22 November 2017)

(b) http://data.worldbank.org/about/country-and-lending-groups#Upper_middle_income

(c) 2016 World population data sheet [website]. Washington: Population Reference Bureau 2016

(<http://www.prb.org/pdf16/prb-wpds2016-web-2016.pdf>)

(d) AIDSinfo [website]. Geneva: UNAIDS; 2016 (<http://aidsinfo.unaids.org>, accessed 22 November 2017)

(e) Tuberculosis(TB) [online database]. Geneva: WHO, 2016

(<http://www.who.int/tb/country/data/profiles/en>, accessed 22 November 2017)

(f) Millennium Development Goals Indicators [website]. New York: United Nations Statistics Division; 2015

(<http://mdgs.un.org/unsd/mdg/Data.aspx>, accessed 22 November 2017)

Fig. 1 Estimated number of people living with HIV (PLHIV) and number on ART, Viet Nam, 2009-2016

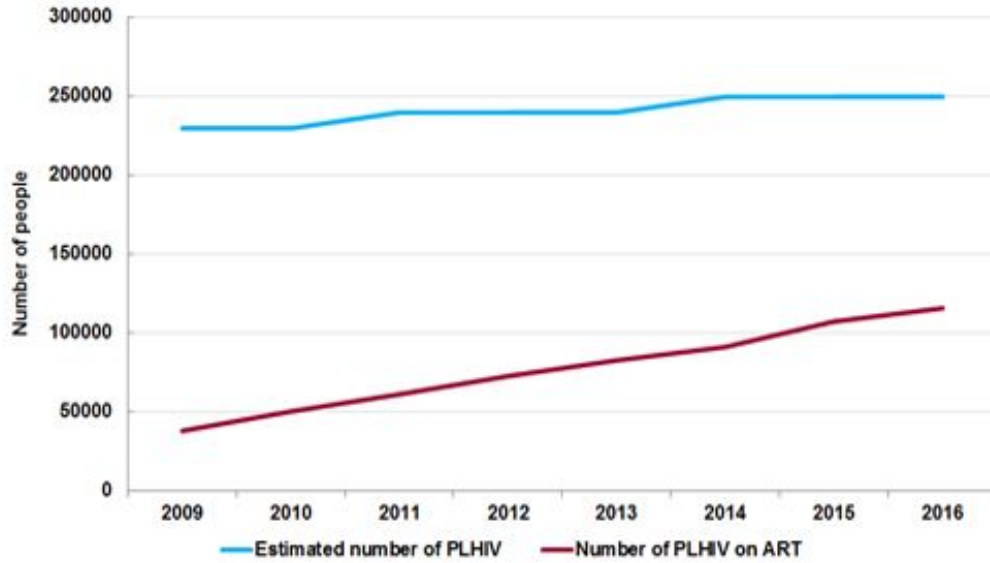


Fig. 2 Cascade of diagnosis and treatment for people living with HIV (PLHIV), Viet Nam, 2016

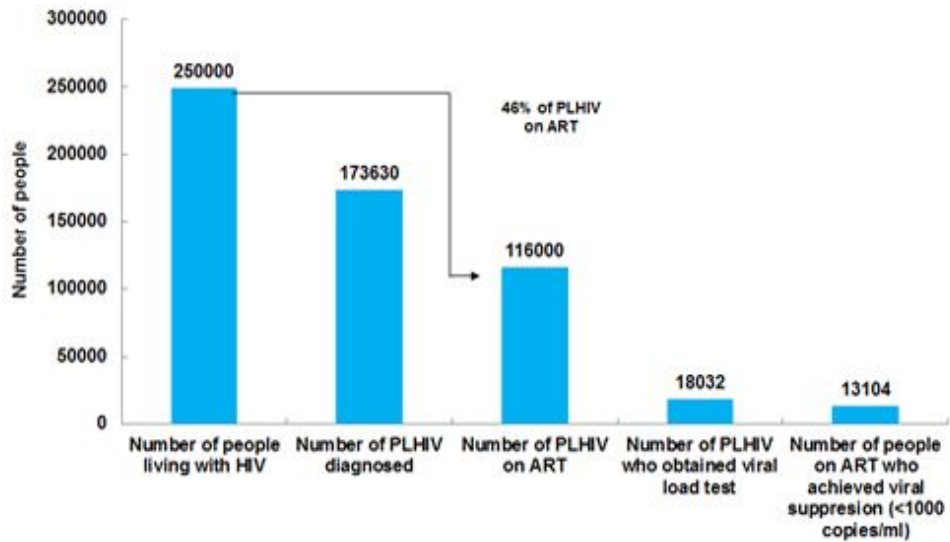


Fig. 3 HIV testing among pregnant women, Viet Nam

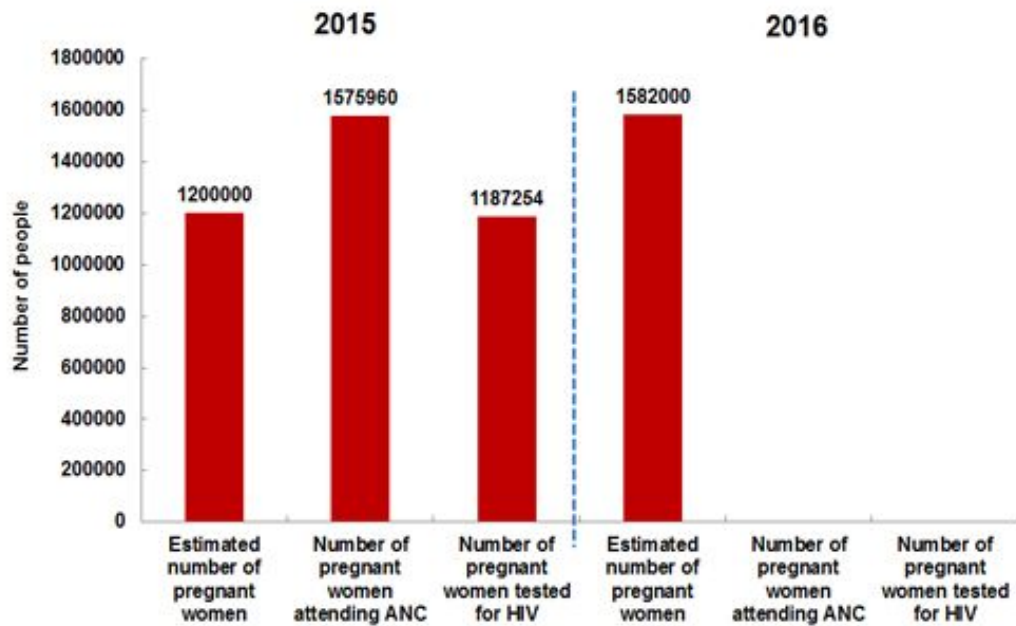


Fig. 4 Prevention of mother-to-child transmission (PMTCT) in HIV positive mothers, Viet Nam

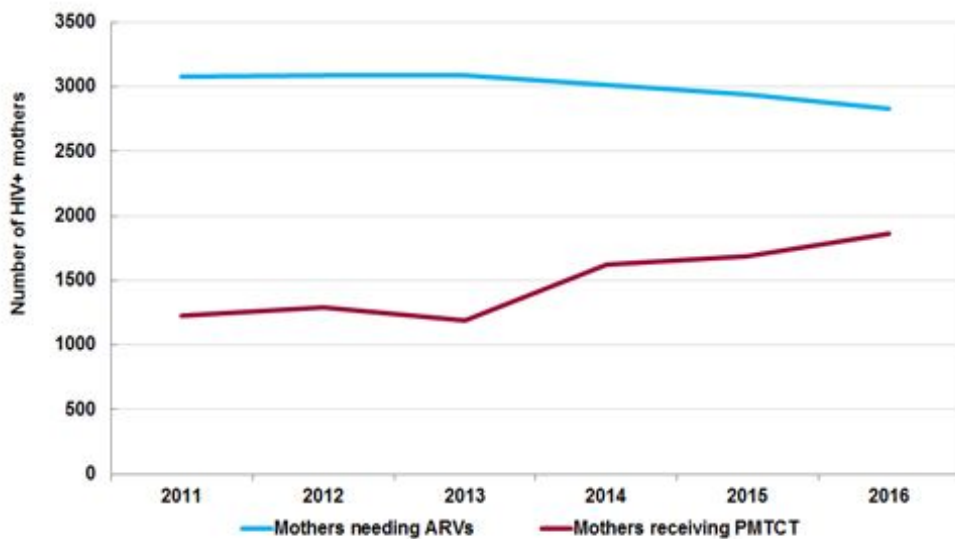


Fig. 5 Cascade of prevention of mother-to-child transmission of HIV (PMTCT), Viet Nam

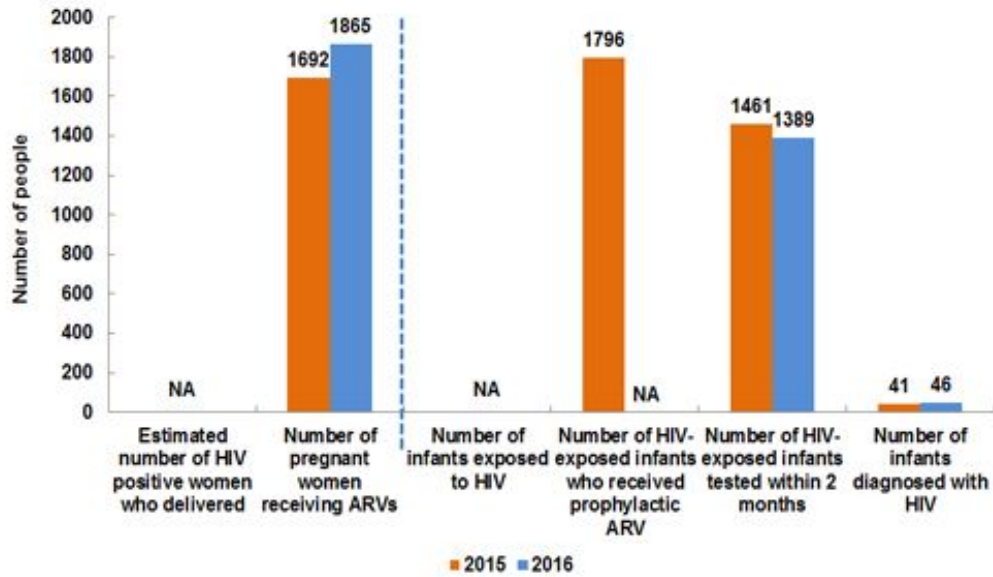


Fig. 6 HIV testing among newly registered TB cases, Viet Nam

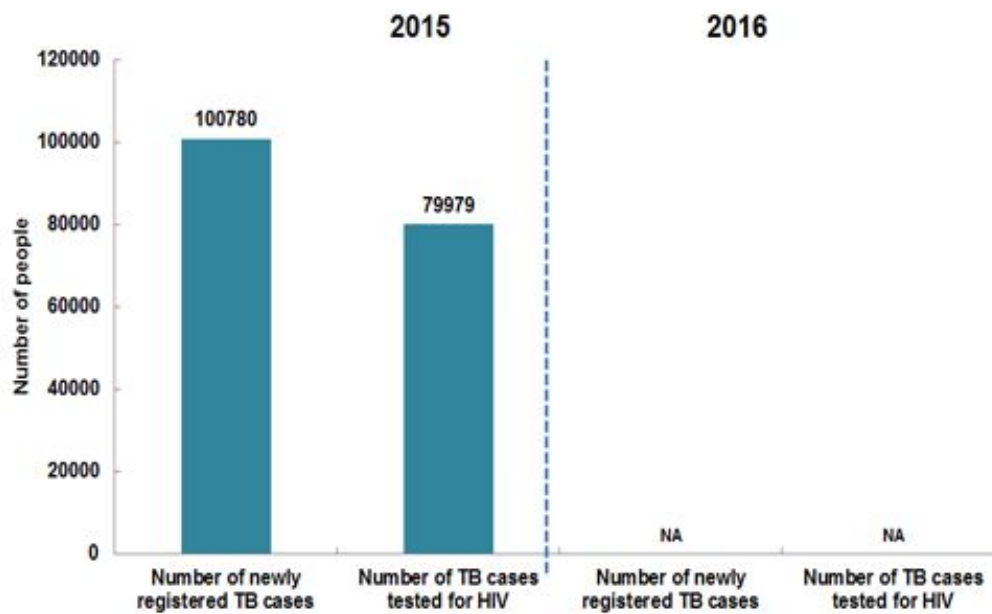
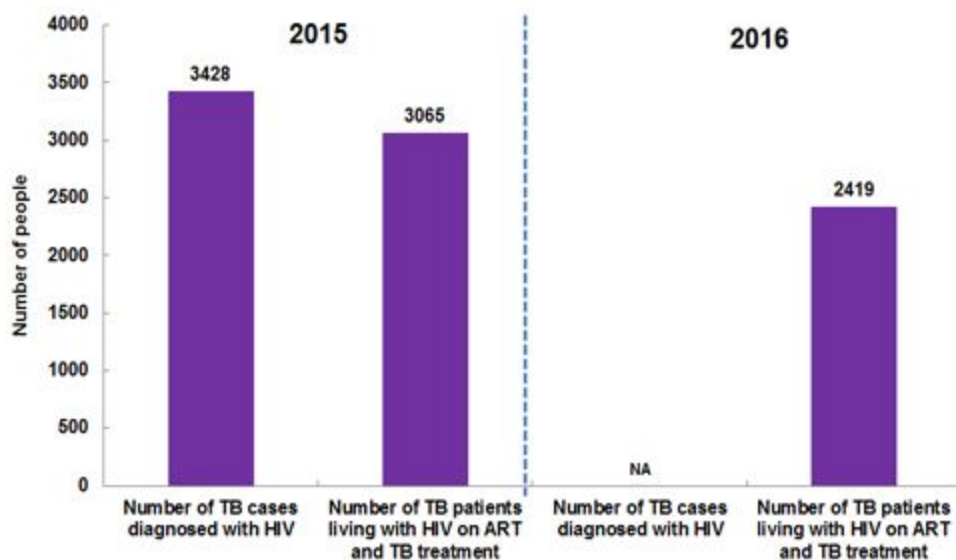


Fig.7 Cascade of TB/HIV services, Viet Nam



Source:

All data from the databases below unless otherwise stated

AIDSInfo. Geneva: UNAIDS <http://aidsinfo.unaids.org>

Global AIDS response progress reporting [online database]. Geneva: <https://aidsreportingtool.unaids.org/>

Tuberculosis data [online database]. Geneva. World Health Organisation, 2016: <http://www.who.int/tb/country/data/download/en/>

Legend:

ARV = antiretroviral

ART = antiretroviral therapy

FSW = female sex workers

MSM = men who have sex with men

PMTCT = prevention of mother-to-child transmission of HIV

PLHIV = people living with HIV

PWID = people who inject drugs

VL = viral load