

## HIV Country Profile - Papua New Guinea

### 90-90-90 Goals

#### Papua New Guinea 2016 Progress



PLHIV  
diagnosed



On ART  
of diagnosed



Virally suppressed of  
viral load tests

### Impact 2016

National adult  
HIV prevalence

**0.9%**

New  
infections

**2 800**

AIDS  
related deaths

**1 130**

Papua New Guinea is the largest of the 22 Pacific Island states and territories and has a disproportionately large share of reported HIV diagnoses, seeing over 95% of HIV cases in the Pacific. The HIV epidemic in Papua New Guinea was classified as a generalized epidemic until 2004, after HIV prevalence decreased from 1.3% in 2000 to below 1%. An estimated 46 000 people were living with HIV in 2016. HIV infection is concentrated among key populations, including men who have sex with men and sex workers.

## Country Statistics 2016, Papua New Guinea

Population (million) <sup>(a)</sup>	8.1
GNI per capita, Atlas Method (current USD) <sup>(a)</sup>	NA
Income level <sup>(b)</sup>	Lower-middle income
Birth rate, crude (per 1000 people) <sup>(c)</sup>	28
Death rate, crude (per 1000 people) <sup>(c)</sup>	8
Fertility rate, total (birth per woman) <sup>(c)</sup>	3.7
Estimated number of women aged 15 and up living with HIV <sup>(d)</sup>	25 000
Prevalence of tuberculosis (per 100 000) <sup>(e)</sup>	432
Births attended by skilled health staff (% of total) <sup>(f)</sup> (2006)	53

(a) Data; population [website]. Washington: World Bank; 2016

(<http://data.worldbank.org/indicator/SP.POP.TOTL>, accessed 24 November 2017)

(b) [http://data.worldbank.org/about/country-and-lending-groups#Upper\\_middle\\_income](http://data.worldbank.org/about/country-and-lending-groups#Upper_middle_income)

(c) 2016 World population data sheet [website]. Washington: Population Reference Bureau 2016

<http://www.prb.org/pdf16/prb-wpds2016-web-2016.pdf>

(d) AIDSinfo [website]. Geneva: UNAIDS; 2016 (<http://aidsinfo.unaids.org>, accessed 24 November 2017)

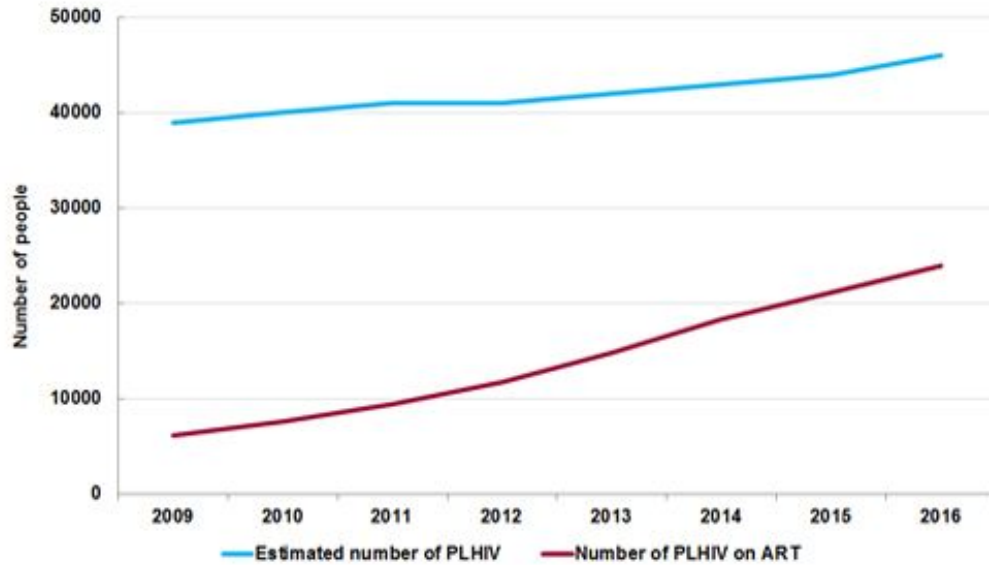
(e) Tuberculosis(TB) [online database]. Geneva: WHO, 2016

(<http://www.who.int/tb/country/data/profiles/en>, accessed 24 November 2017)

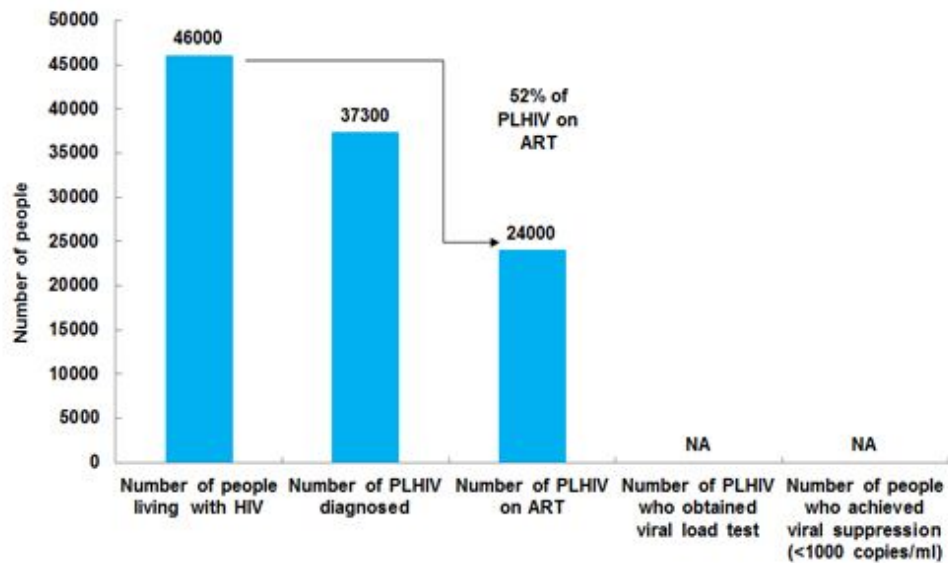
(f) Millennium Development Goals Indicators [website]. New York: United Nations Statistics Division; 2015

(<http://mdgs.un.org/unsd/mdg/Data.aspx>, accessed 24 November 2017)

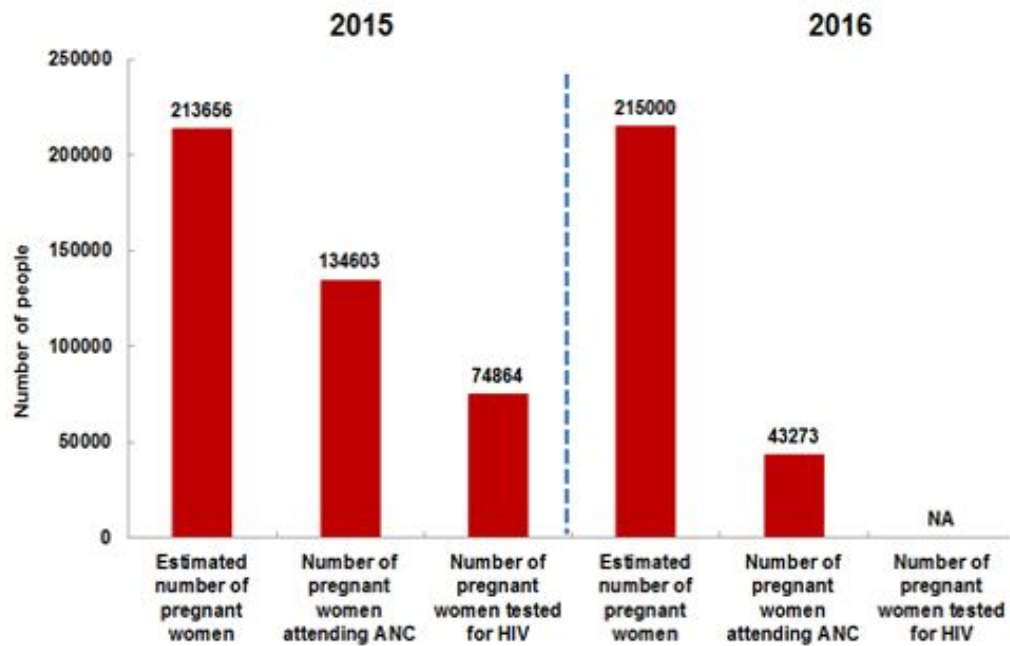
**Fig. 1** Estimated number of people living with HIV (PLHIV) and number on ART, Papua New Guinea, 2009-2016



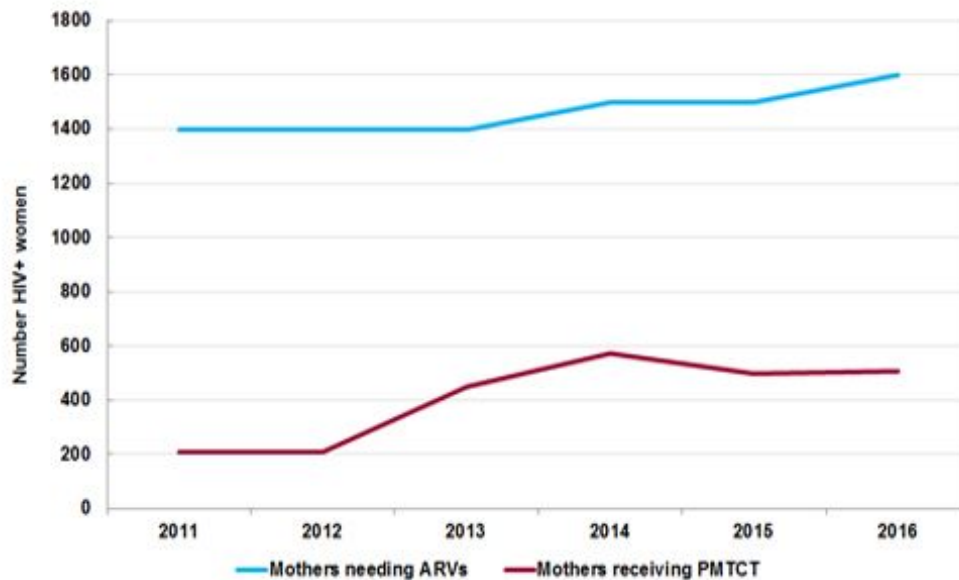
**Fig. 2** Cascade of diagnosis and treatment for people living with HIV (PLHIV), Papua New Guinea, 2016



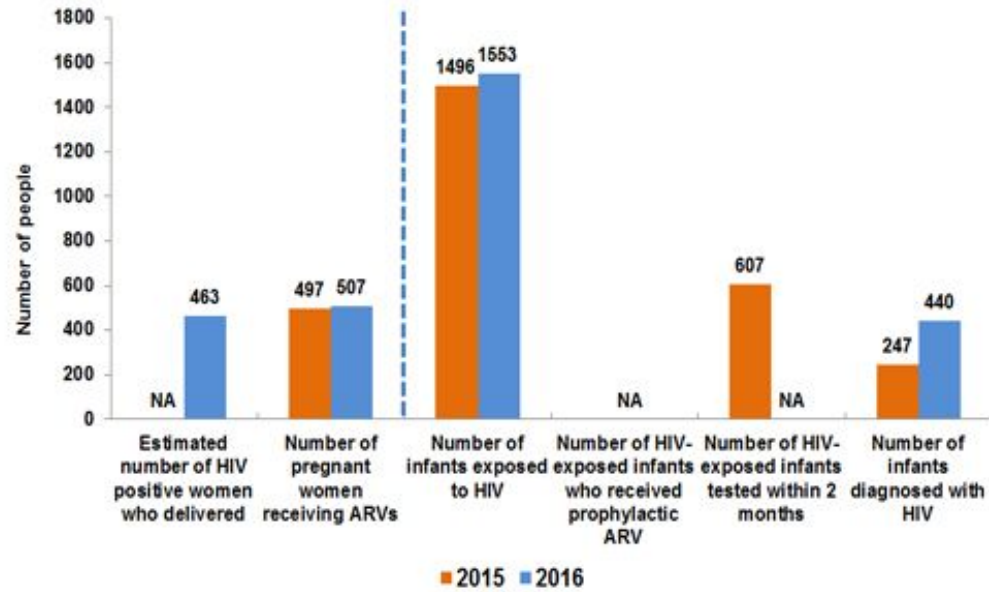
**Fig. 3 HIV testing among pregnant women, Papua New Guinea**



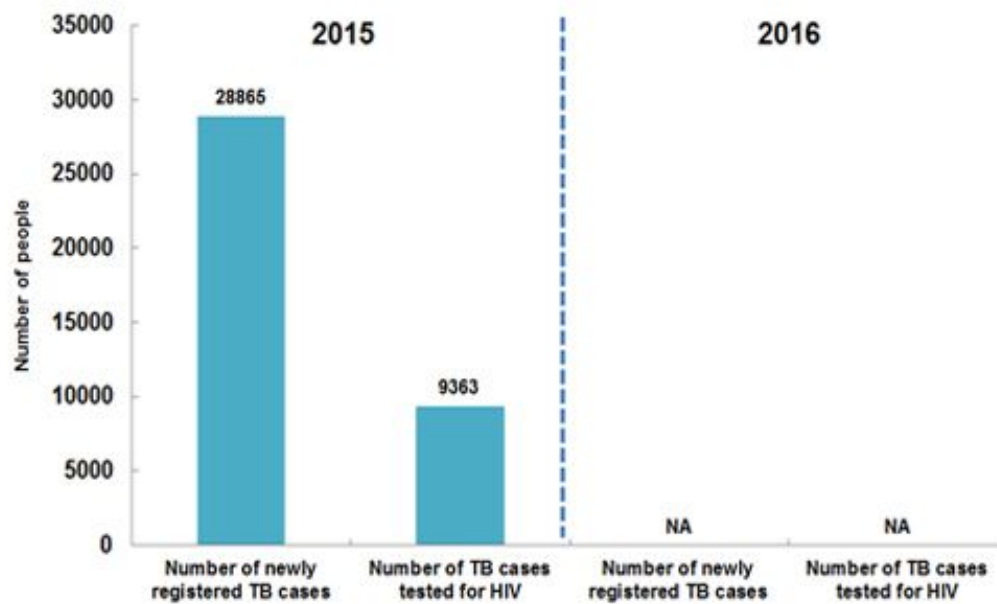
**Fig. 4 Prevention of mother-to-child transmission (PMTCT) in HIV positive mothers, Papua New Guinea**



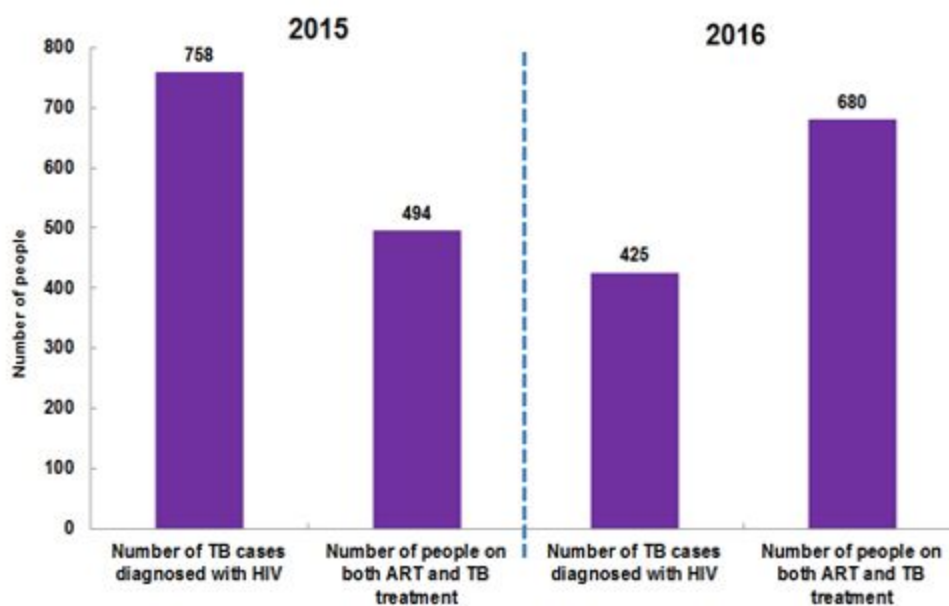
**Fig. 5 Cascade of prevention of mother-to-child transmission of HIV (PMTCT), Papua New Guinea**



**Fig. 6 HIV testing among newly registered TB cases, Papua New Guinea**



**Fig. 7 Cascade of TB/HIV services, Papua New Guinea**



**Source:**

All data from the databases below unless otherwise stated

*AIDSInfo. Geneva: UNAIDS <http://aidsinfo.unaids.org>*

*Global AIDS response progress reporting [online database]. Geneva: <https://aidsreportingtool.unaids.org/>*

*Tuberculosis data [online database]. Geneva. World Health Organisation, 2016: <http://www.who.int/tb/country/data/download/en/>*

**Legend:**

*ARV = antiretroviral*

*ART = antiretroviral therapy*

*FSW = female sex workers*

*MSM = men who have sex with men*

*PMTCT = prevention of mother-to-child transmission of HIV*

*PLHIV = people living with HIV*

*PWID = people who inject drugs*

*VL = viral load*