

HIV Country Profile - Mongolia

90-90-90 Goals Mongolia 2016 Progress



PLHIV
diagnosed



On ART
of diagnosed



Virally suppressed of
viral load tests

Impact 2016

National adult
HIV prevalence

0.03%

New
infections

37

AIDS
related deaths

10

Mongolia currently remains a low HIV prevalence country. In 2016 an estimated 470 people were living with HIV. HIV prevalence is highest among men who have sex with men at 13.7% (2014). Sexually transmitted infections (STIs), meanwhile, are becoming a significant public health challenge in this country. Female sex workers showed the highest syphilis rate of 29.6% in 2014, but no HIV was detected in the 2014 seroprevalence survey.

Country Statistics 2016, Mongolia

Population (million) ^(a)	3.0
GNI per capita, Atlas Method (current USD) ^(a)	3 550
Income level ^(b)	Lower-middle income
Birth rate, crude (per 1000 people) ^(c)	27
Death rate, crude (per 1000 people) ^(c)	6
Fertility rate, total (birth per woman) ^(c)	3.1
Estimated number of women aged 15 and up living with HIV ^(d)	<100
Prevalence of tuberculosis (per 100 000) ^(e)	183
Births attended by skilled health staff (% of total) ^(f) (2015)	99.6

(a) Data: population [website]. Washington: World Bank; 2016

(<http://data.worldbank.org/indicator/SP.POP.TOTL>, accessed 24 November 2017)

(b) http://data.worldbank.org/about/country-and-lending-groups#Upper_middle_income

(c) 2016 World population data sheet [website]. Washington: Population Reference Bureau 2016

<http://www.prb.org/pdf16/prb-wpds2016-web-2016.pdf>

(d) AIDSinfo [website]. Geneva: UNAIDS; 2016 (<http://aidsinfo.unaids.org>, accessed 24 November 2017)

(e) Tuberculosis(TB) [online database]. Geneva: WHO, 2016

(<http://www.who.int/tb/country/data/profiles/en>, accessed 24 November 2017)

(f) Centre for Health Development, Health Indicators Mongolia; 2015

(<http://www.chd.mohs.mn/images/pdf/english%20indicator-2015.pdf>)

Fig. 1 Estimated number of people living with HIV (PLHIV) and number on ART, Mongolia, 2009-2016

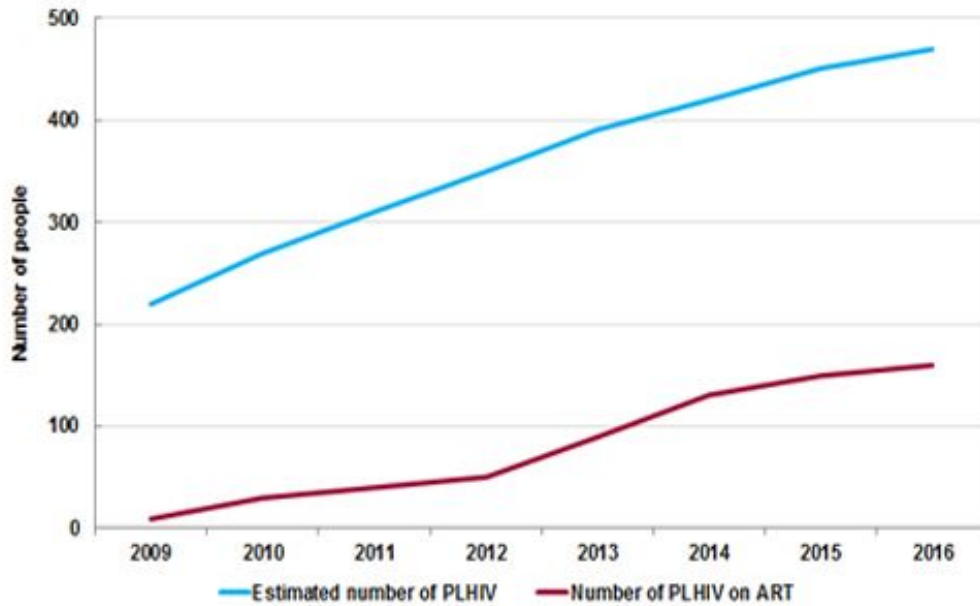


Fig. 2 Cascade of diagnosis and treatment for people living with HIV (PLHIV), Mongolia, 2016

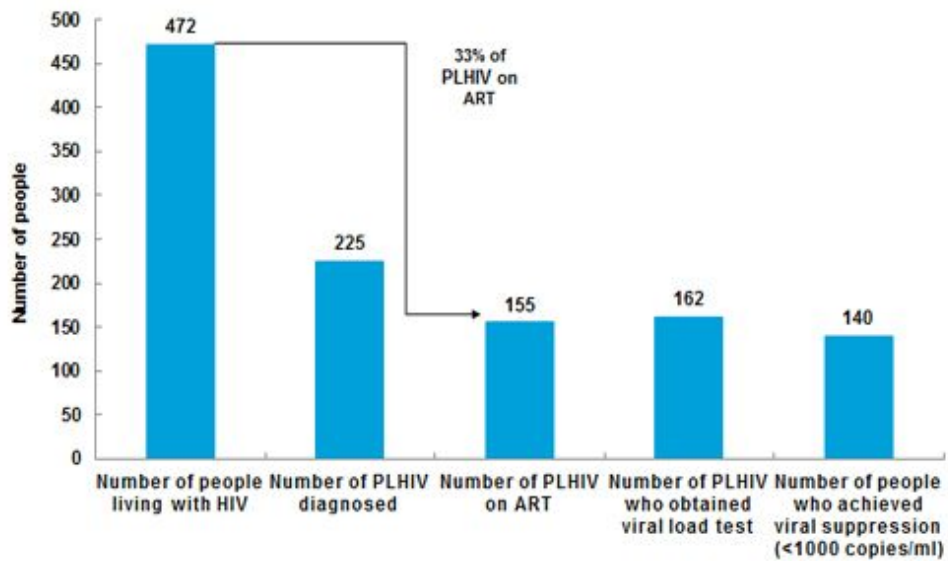


Fig. 3 HIV testing among pregnant women, Mongolia

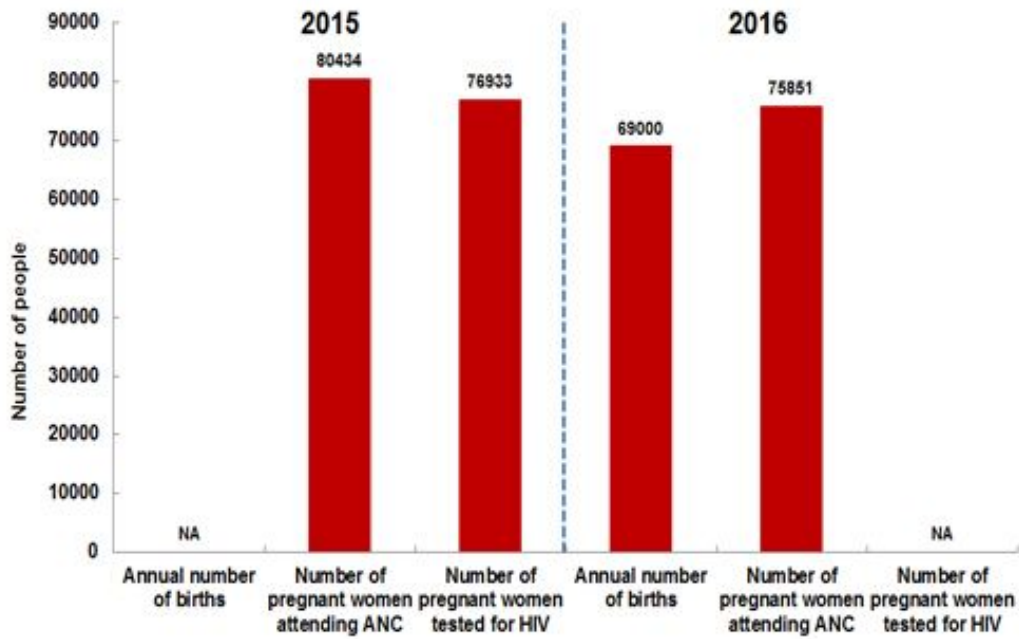


Fig. 4 Prevention of mother-to-child transmission (PMTCT) in HIV positive mothers, Mongolia

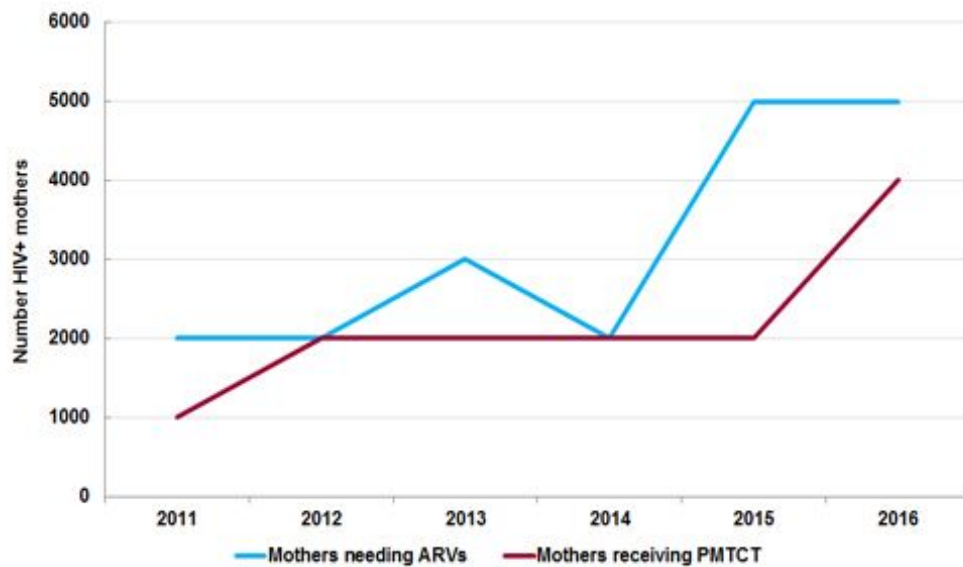


Fig. 5 Cascade of prevention of mother-to-child transmission of HIV (PMTCT), Mongolia

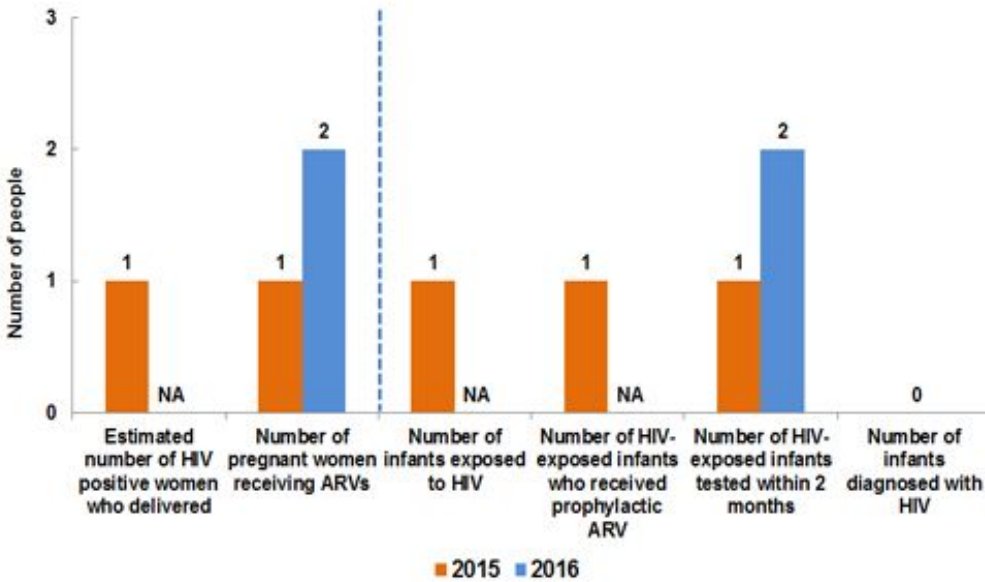


Fig. 6 HIV testing among newly registered TB cases, Mongolia

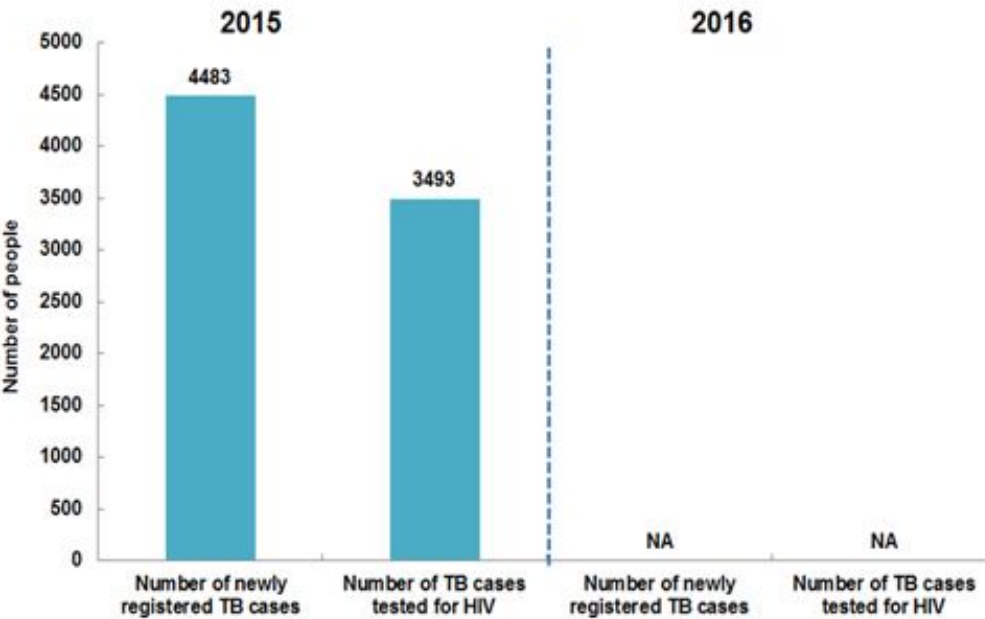
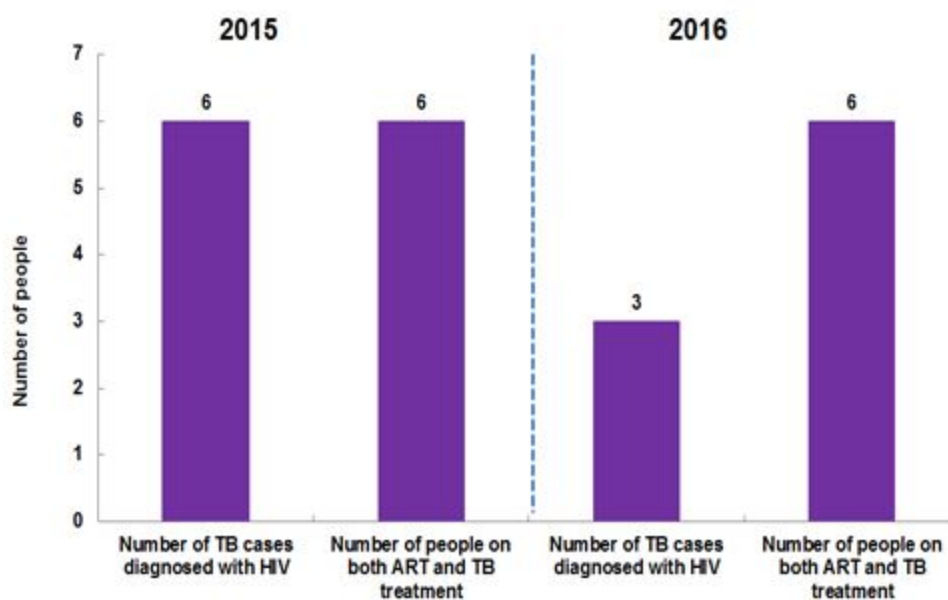


Fig. 7 Cascade of TB/HIV services, Mongolia



Source:

All data from the databases below unless otherwise stated

AIDSInfo. Geneva: UNAIDS <http://aidsinfo.unaids.org>

Global AIDS response progress reporting [online database]. Geneva: <https://aidsreportingtool.unaids.org/>

Tuberculosis data [online database]. Geneva. World Health Organisation, 2016: <http://www.who.int/tb/country/data/download/en/>

Legend:

ARV = antiretroviral

ART = antiretroviral therapy

FSW = female sex workers

MSM = men who have sex with men

PMTCT = prevention of mother-to-child transmission of HIV

PLHIV = people living with HIV

PWID = people who inject drugs

VL = viral load