

HIV Country Profile - Malaysia

90-90-90 Goals Malaysia 2016 Progress



PLHIV
diagnosed



On ART
of diagnosed



Virally suppressed
among tested for VL

Impact 2016

National adult
HIV prevalence

0.4%

New
infections

5 700

AIDS
related deaths

7 000

More than 20 years after the first HIV case was reported in Malaysia, there were an estimated 97 000 people living with HIV in the country by the end of 2016. Early cases were concentrated among males. Over time, the epidemic progressively shifted towards increasing infection rates in female with male/female ratio from 9.6 in 2000 to 4.5 in 2010 to 4.0 in 2015.

Country Statistics 2016, Malaysia

Population (million) ^(a)	31.2
GNI per capita, Atlas Method (current USD) ^(a)	9 850
Income level ^(b)	Upper-middle income
Birth rate, crude (per 1000 people) ^(c)	17
Death rate, crude (per 1000 people) ^(c)	5
Fertility rate, total (birth per woman) ^(c)	2.0
Estimated number of women aged 15 and up living with HIV ^(d)	13 000
Prevalence of tuberculosis (per 100 000) ^(e)	92
Births attended by skilled health staff (% of total) ^(f) (2014)	99.0

(a) Data; population [website]. Washington: World Bank, 2016

(<http://data.worldbank.org/indicator/SP.POP.TOTL>, accessed 22 November 2017)

(b) http://data.worldbank.org/about/country-and-lending-groups#Upper_middle_income

(c) 2016 World population data sheet [website]. Washington: Population Reference Bureau 2016
<http://www.prb.org/pdf16/prb-wpds2016-web-2016.pdf>

(d) AIDSinfo [website]. Geneva: UNAIDS; 2016 (<http://aidsinfo.unaids.org>, accessed 22 November 2017)

(e) Tuberculosis(TB) [online database]. Geneva: WHO, 2016
(<http://www.who.int/tb/country/data/profiles/en>, accessed 22 November 2017)

(f) Global Health Observatory data repository. Geneva: WHO; 15-11-2017
(<http://apps.who.int/gho/data/view.main.1630?lang=en>)

Fig. 1 Estimated number of people living with HIV (PLHIV) and number on ART, Malaysia, 2009-2016

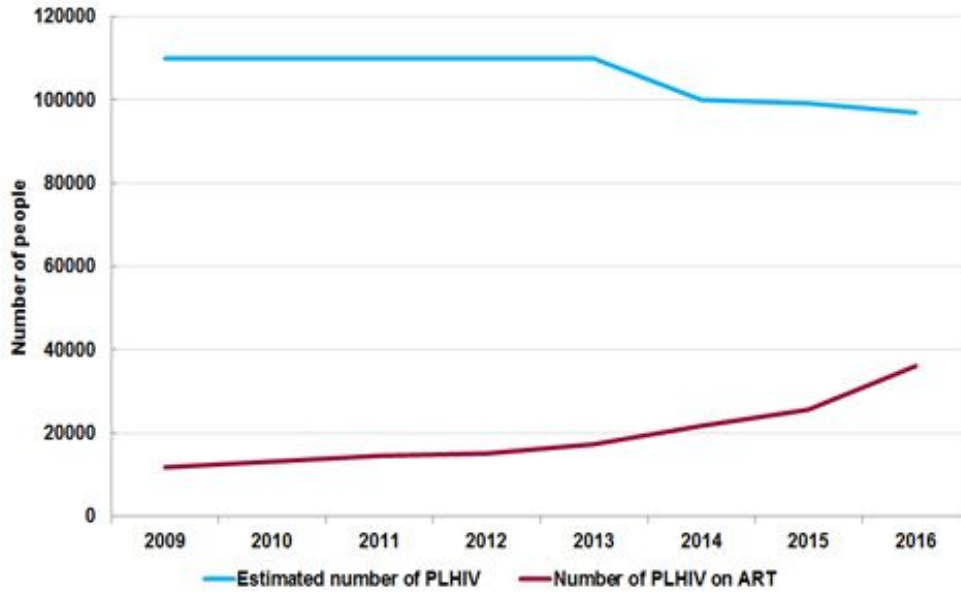


Fig. 2 Cascade of diagnosis and treatment for people living with HIV (PLHIV), Malaysia, 2016

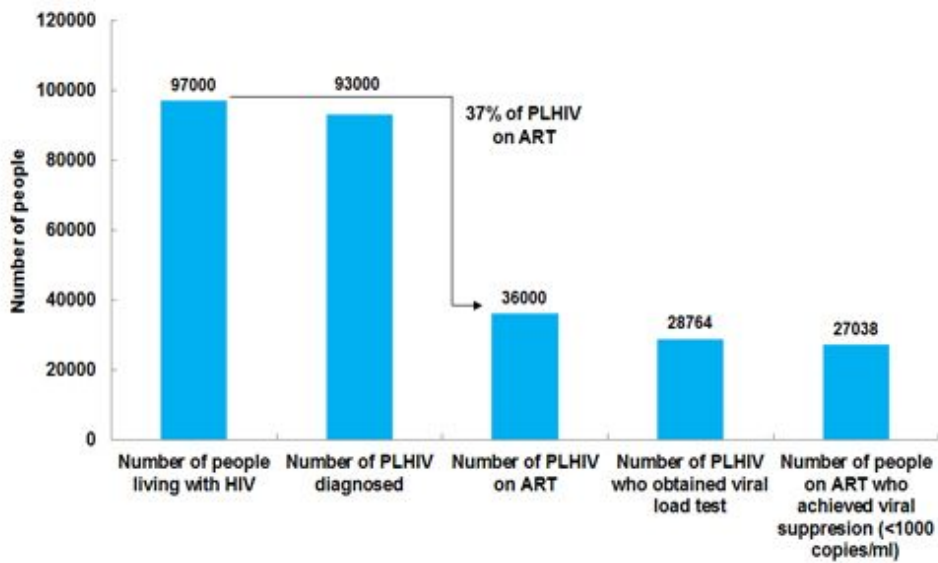


Fig. 3 HIV testing among pregnant women, Malaysia

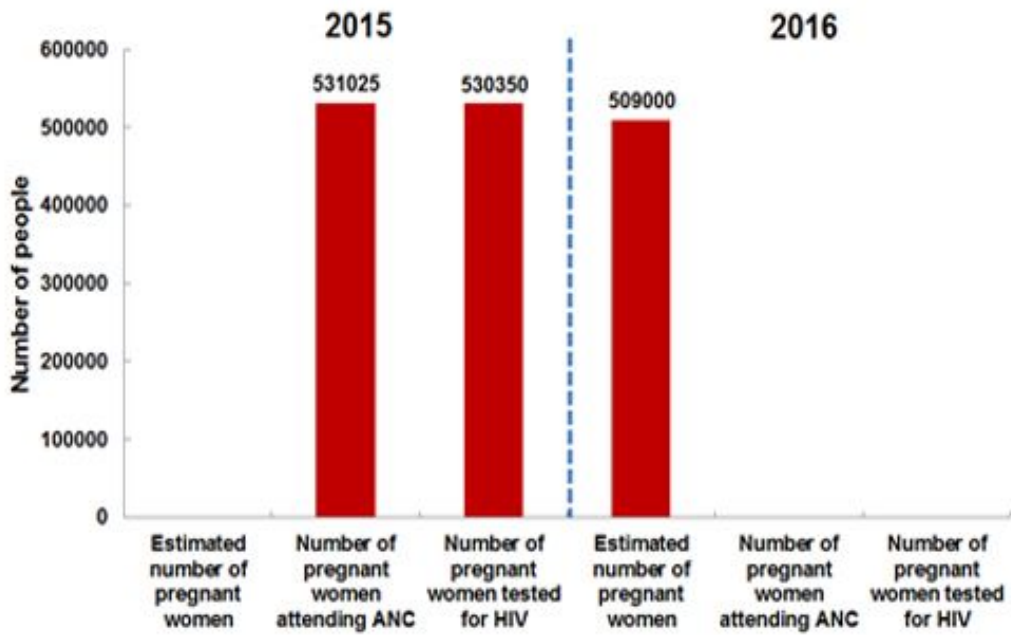


Fig. 4 Prevention of mother-to-child transmission (PMTCT) in HIV positive mothers, Malaysia

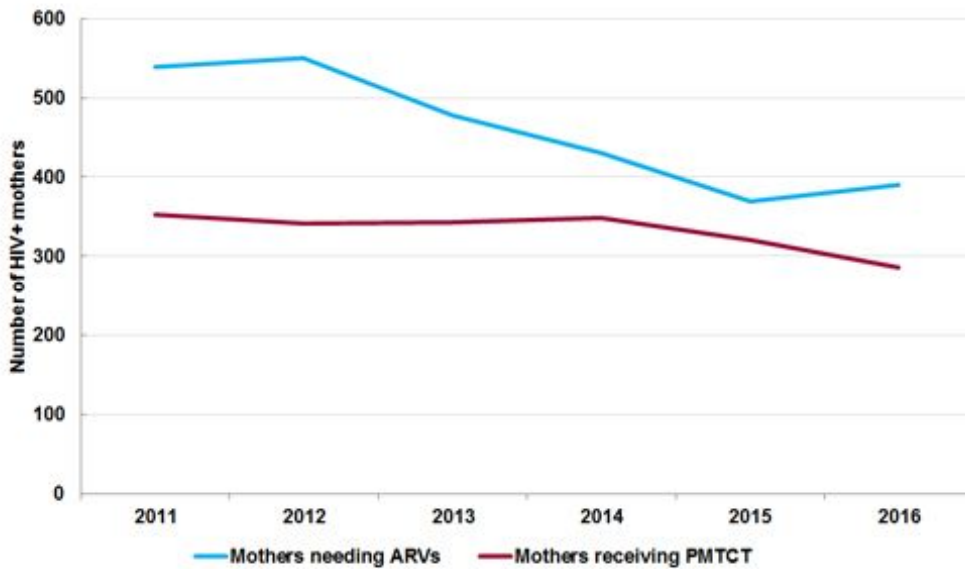


Fig. 5 Cascade of prevention of mother-to-child transmission of HIV (PMTCT), Malaysia

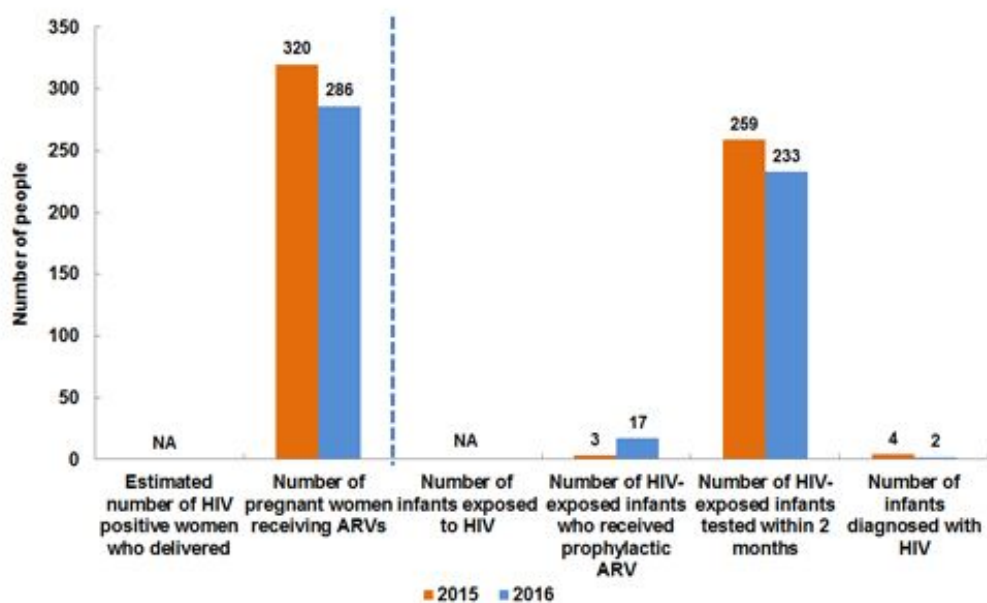
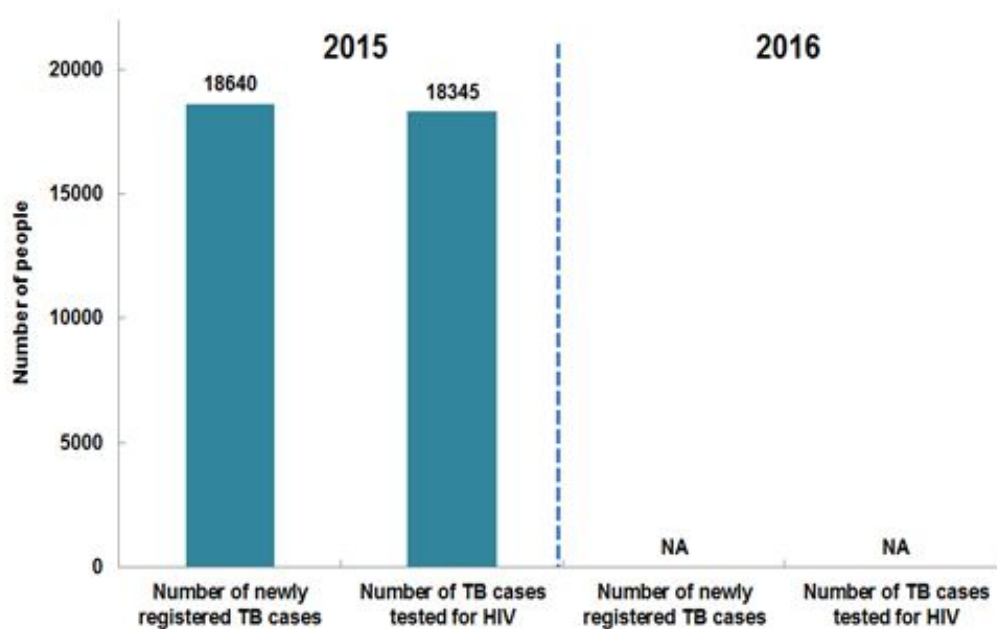


Fig. 6 HIV testing among newly registered TB cases, Malaysia



Source:

All data from the databases below unless otherwise stated

AIDSInfo. Geneva: UNAIDS <http://aidsinfo.unaids.org>

Global AIDS response progress reporting [online database]. Geneva: <https://aidsreportingtool.unaids.org/>

Tuberculosis data [online database]. Geneva. World Health Organisation, 2016: <http://www.who.int/tb/country/data/download/en/>

Legend:

ARV = antiretroviral

ART = antiretroviral therapy

FSW = female sex workers

MSM = men who have sex with men

PMTCT = prevention of mother-to-child transmission of HIV

PLHIV = people living with HIV

PWID = people who inject drugs

VL = viral load